



भारत सरकार  
**GOVERNMENT OF INDIA**

पोत परिवहन मंत्रालय  
**MINISTRY OF SHIPPING**

नौवहन महानिदेशालय  
**DIRECTORATE GENERAL OF SHIPPING**



# **Port State Control Report 2011**

**Directorate General of Shipping  
(Indian Maritime Administration)**

This work is copyright. It may be reproduced in whole or part subject to the inclusion of an acknowledgment of the source, but not for commercial usage or sale.

Further information may be obtained from:

**Port State Control Cell,  
Directorate General of Shipping,  
Jahaz Bhavan,  
Walchand H. Marg,  
Mumbai - 400 001 ( India )**

Tel. No. : 91-22-2613651/2/3/4

Fax.No. :91-22-2613655

Email : [dgship@dgshipping.com](mailto:dgship@dgshipping.com)

[psc@dgshipping.com](mailto:psc@dgshipping.com)

- 1 This report is available on Directorate General of Shipping, website [www.dgshipping.com](http://www.dgshipping.com)
- 2 IOMOU detention data is available on Indian Ocean Memorandum of Understanding (IOMOU) on Port State Control Website: [www.iomou.nic.in](http://www.iomou.nic.in)



सत्यमेव जयते

डॉ. एस. बी. अग्निहोत्री भा.प्र.से.

नौवहन महानिदेशक एवं पदेन अपर सचिव, भारत सरकार

**Dr. S. B. AGNIHOTRI I.A.S.**

Director General of Shipping &  
ex-officio Additional Secretary to Govt. of India

भारत सरकार

Government of India

पोत परिवहन, मंत्रालय

Ministry of Shipping

नौवहन महानिदेशालय

Directorate General of Shipping

'जहाज़ भवन', वालचंद हीराचंद मार्ग,

'Jahaz Bhavan', Walchand Hirachand Marg,

मुंबई / Mumbai - 400 001.

Dated: 25<sup>th</sup> May, 2012

## MESSAGE

We strive to ensure that only safe, secure and environment friendly ships are permitted to operate in all our major and non-major ports. This requires that unsafe ships are quickly identified and stopped from operating in our ports. Inspections under Port State control (PSC) or Flag State Implementation (FSI), undertaken by the officers of the Directorate, are effective instruments for this purpose.

As a result of these inspections, a number of sub-standard ships are identified, and their deficiencies are noted by the respective PSC / FSI officers. Depending upon the severity of the identified deficiencies, ships are detained till their deficiencies are rectified to the satisfaction of the concerned PSC / FSI officers and thereafter released to enable them proceed with their regular operation.

At the same time, there is a need to encourage credible self- regulation within the Industry and reward the law abiding clientele. Towards this end, an alternative inspection procedure comprising a self-assessment by the ship-owners/managers and followed by a General Inspection (GI) of Indian flag vessels by Recognized Organization (RO), was developed and introduced, which has been found to be very effective. This will ensure that all ships get inspected every year without imposing burden on DGS manpower and give our surveyors quality time to carry out limited number of inspections.

During the past year, Paris MoU, together with Tokyo MoU strengthened the PSC regime by launching Concentrated Inspection Campaigns on structural safety under the International Convention on Load lines, from 1<sup>st</sup> September, 2011. India participated actively in the above campaign and will continue to participate in any future CIC campaigns of other MoUs as well, under the aegis of the IOMoU.

We introduced the publication of Annual Reports on PSC / FSI activities during the year, 2009, with the object of sharing our views with the stake-holders, in order to learn the lessons from the above referred inspections. We are now pleased to bring out the 3<sup>rd</sup> edition of the Annual Reports which we trust, will continue to be useful to all our stake-holders.

(Dr. S.B. Agnihotri)



ए. बॅनर्जी  
मुख्य सर्वेक्षक, भारत सरकार  
एवं इंजीनियरों के मुख्य परीक्षक

**A. BANERJEE**  
Chief Surveyor with the Govt. of India  
& Chief Examiner of Engineers



भारत सरकार  
पोत परिवहन मंत्रालय,  
नौवहन महानिदेशालय  
जहाज भवन, वालचंद हीराचंद मार्ग,  
मुंबई - 400 001.

GOVERNMENT OF INDIA  
MINISTRY OF SHIPPING,  
DIRECTORATE GENERAL OF SHIPPING  
'Jahaz Bhavan', W. H. Marg,  
Mumbai - 400 001.

## FOREWORD

It gives us great pleasure and a sense of responsibility to have the following Reports, 2011 so as to share with our esteemed stake-holders the outcome of the inspections, as under:

- .1 Port State Control;
- .2 Port State Control of Indian Ships Abroad; and
- .3 Flag State Inspection.

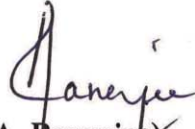
2. Since the inception of the publication of above referred annual reports, commenced during the year 2009, we have been having regular interaction with the stake-holders and as such we have held discussions on regular basis regarding the contents of the reports.

3. In this context, we have been receiving positive feed-back from the stake-holders as the details of our findings have not only been found to be useful but the reports have been viewed as a guide book for adopting remedial measures.

4. The ship owners / managers, during their self-assessment inspections were able to ascertain whether the deficiencies listed in the reports, actually existed in their respective vessels and therefore preventive action was initiated in order to ensure that existence of these deficiencies even in their initial stage were identified and attended to.

5. With the introduction of General Inspection (GI) of Indian flag vessels by the Recognized Organizations (ROs), more and more Indian flag vessels are subjected to stringent inspection in order to identify the potential sub-standard ships, which are unsafe, unseaworthy and viewed as a threat to the marine environment.

We are hopeful that only safe ships, believing in the principle of 'safe ships and clean seas' concept are permitted to operate in our ports in the coming days.

  
(A. Banerjee)  
Chief Surveyor with the G.O.I



## PREFACE

The long Indian coast line spanning 7517 km. from Gujarat in west coast to West Bengal in the east coast is in the form of a large peninsula. There are 12 major ports and 187 notified minor and intermediate ports, suitably located to cater to the requirements of the entire country with respect to import and export of various types of cargo. The list of major ports include Kandla, Mumbai, Jawaharlal Nehru (JNPT), Mormugao, New Mangalore, Kochi, Tuticorin, Chennai, Corporate port of Ennore, Visakhapatnam, Paradip and Kolkata with Haldia dock complex.

All types of ships under International flags, regularly call at Indian ports for loading or discharging various types of cargoes. In addition, a number of ships carry out their annual surveys, dry docking and repairs which are provided in various ship building cum repair yards suitably located along the Indian coast line.

While we encourage safe and secured ships that do not pollute our clean waters, our strategy is to ensure that unsafe ships which may threaten our marine environment are identified, inspected, their deficiencies noted and thereby detained, if found necessary.

During the year 2011, **880** nos. of foreign flag ships were inspected under port State Control (PSC) regime and **194** nos. of ships were detained. The detained ships were released after rectification of their observed deficiencies and payment of relevant penalty fees.

While carrying out analysis of the PSC deficiency reports, as mentioned in respective form-B, we found most of the deficiencies were not in compliance with the provisions of the International Convention for the Safety of Life at Sea (SOLAS), 1974, as amended. This finding is viewed as a matter of grave concern by the Indian Maritime Administration.

Keeping above in view, we have disseminated our findings to the Indian Ocean Memorandum of Understanding (IOMOU) to enable them take necessary corrective actions, as deemed appropriate. A copy of this report is available in the Directorate website, [www.dgshipping.com](http://www.dgshipping.com) for the information of the concerned and relevant personnel of the shipping industry, worldwide.





## CONTENTS

1	Port State Control	5
2	Port State Control in India	8
.1	Summary of Inspections and Detention from 2007-2011 <span style="float: right;">(Table 1)</span>	9
.2	Bar Chart of Detention Percentage, per ship type, during last 5 years <span style="float: right;">(Figure 1)</span>	9
.3	Ships Inspected under PSC in India during the year 2011, Ship-type Break up <span style="float: right;">(Table 2)</span>	10
.4	Bar Chart of Ships Inspected under PSC in India during the year 2011, Ship-type Break up <span style="float: right;">(Figure 2)</span>	10
.5	Ships detained under PSC in India during the year 2011, Ship-type Break up <span style="float: right;">(Table 3)</span>	11
.6	Bar Chart of Ships detained under PSC in India during the year 2011, Ship -type Break up <span style="float: right;">(Figure 3)</span>	11
.7	PSC Inspection and Detention in Indian ports, year wise Inspection / Detention Trend <span style="float: right;">(Table 4)</span>	12
.8	Bar Chart of PSC Inspection and Detention in Indian ports, year- wise Inspection / Detention Trend <span style="float: right;">(Figure 4)</span>	12
.9	PSC Detention Trend of Foreign Flag Ships in Indian ports- increase in Detention Percentage since 2007 <span style="float: right;">(Table 5)</span>	13
.10	PSC Detention Trend of Foreign Flag Ships in Indian ports-increase in Detention Percentage since 2007 <span style="float: right;">(Figure 5)</span>	13
.11	Ships Inspected and Detained, per MMD <span style="float: right;">(Table 6)</span>	14
.12	Bar Chart of Ships, Inspected & Detained, MMD-wise Break up <span style="float: right;">(Figure 6)</span>	14
.13	Ships Detention Percentage, per MMD <span style="float: right;">(Table 7)</span>	15
.14	Bar Chart of Detention Percentage, per MMD <span style="float: right;">(Figure 7)</span>	15
.15	Age-wise Break up of Detained Ships <span style="float: right;">(Table 8)</span>	16
.16	Bar Chart of Detained Ships, Age-wise Break up <span style="float: right;">(Figure 8)</span>	16
.17	Ships Detained related to their Recognised Organisations (ROs) {members of IACS} <span style="float: right;">(Table 9)</span>	17
.18	Bar chart of Detained ships, per RO (member- IACS) <span style="float: right;">(Figure 9)</span>	17
.19	Ships Detained related to their ROs (non-members of IACS) <span style="float: right;">(Table 10)</span>	18
.20	Bar chart of Detained ships, per ROs (non-IACS) <span style="float: right;">(Figure 10)</span>	18
.21	Detained ships, flag – wise break up <span style="float: right;">(Table 11)</span>	19
.22	. Bar chart of Detained ships, flag - wise break up <span style="float: right;">(Figure 11)</span>	21
.23	Detainable deficiencies in entirety, category – wise break up <span style="float: right;">(Table 12)</span>	22
.24	Bar chart of detainable deficiencies in entirety, category – wise break up <span style="float: right;">(Figure 12)</span>	22
.25	SOLAS 74, related Detainable deficiencies, per Category <span style="float: right;">(Table 13)</span>	23
.26	Bar chart of SOLAS 74, related Detainable deficiencies, per category <span style="float: right;">(Figure 13)</span>	23
3	Findings	24
4	List of Ships Detained under PSC in India during the year,2011	25

# 1 PORT STATE CONTROL

.1 **Port State Control** (PSC) is the inspection of foreign flag ships in Indian ports by port State control officers (PSCO) of the Directorate General of Shipping (DGS) and its allied offices, Mercantile Marine Departments (MMD) for the purpose of verifying that the competency of the master and officers onboard and the condition of a ship and its equipment comply with the requirements of mandatory IMO Conventions, as listed below but not limited to:

- International Convention for the Safety of Life at Sea, 1974 as amended, including the 1988 Protocol, the International Safety Management (ISM) Code and the International Ship and Port Facility Security (ISPS) Code (**SOLAS 74**);
- International Convention for the Prevention of Pollution from Ships, 1973 as modified by the Protocol of 1978, including Annexes I - VI (oil, bulk chemicals, dangerous packaged goods, sewage, garbage and atmospheric pollution) (**MARPOL 73/78**);
- International Convention on Load Lines, 1966, including the 1988 Protocol (**LL 66**);
- International Convention on Standards of Training, Certification and Watchkeeping for Seafarers, 1978 as amended, including the 1995 amendments (**STCW 78**);
- International Labour Organization Merchant Shipping (Minimum Standards) Convention 1976, including the 1996 Protocol (**ILO 147**);
- International Convention on Tonnage Measurement of Ships, 1969 (**Tonnage 69**);
- International Regulations for Preventing Collisions at Sea 1972 (**COLREGS 72**).

## .2 Detention of ships under Port State Control

1. Under port State control (PSC), the inspection of ships are undertaken by the port State control officers, drawn from various MMDs. The PSC inspection report comprising Forms (A & B) for each and every inspection is recorded and intimated to Indian Ocean Memorandum of Understanding (IOMOU) and copies forwarded to the PSC cell of the Directorate. The PSC cell, in turn studies the reports, carry out analysis, disseminate information and make relevant entries in the Directorate database.

Depending upon the seriousness of the deficiency (s), a ship may be detained under PSC, notwithstanding the fact that the detention of the ship is the last course of action that a PSCO would take upon finding deficiencies on board a ship.

2. During the course of PSC inspections, if the concerned PSC officer observes any deficiency (s), he determines the deficiency action code against the observed deficiency (s). This deficiency action code depends upon the severity of the deficiency and are identified, as under:

<b>Deficiency Action Code</b>	<b>Action taken / Action to be taken</b>
10	Deficiency rectified
15	Rectify deficiency at next port
16	Rectify deficiency within 14 days
17	Rectify deficiency before departure
18	Rectify deficiency within 3 months
30	Detainable deficiency
99	Others (specify in text)

For ISM related deficiencies, deficiency action code 10, 18 and 30, as above are recommended.

### **.3 Criteria for detaining a ship by Port State Control Officers:**

.1 The main criteria for detention is that the ship is deemed unsafe to proceed to sea and that the deficiencies are considered serious by the PSCO. These deficiencies are required to be eliminated before the ship is permitted to sail again. Most of the major deficiencies are related to following but are not limited to:

- .1.1 Ship's certificates and documents;
- .1.2 Certification and watch-keeping for seafarers;
- .1.3 Crew victual, working and living condition;
- .1.4 Structural and water / weather tight conditions;
- .1.5 Marine pollution and environment protection;
- .1.6 Maritime safety;
- .1.7 Operation of ship and related equipments;
- .1.8 International safety management;
- .1.9 Maritime security.

.2 The PSC recommends and ensures that the detained ship (s) rectifies the deficiency (s) that primarily caused the detention, before it is permitted to continue on its voyage. If the deficiency (s) cannot be rectified in the port of inspection, the port State may allow the ship to proceed to the next port under special condition. The ship becomes free of detention only when all the fees induced by the inspection and detention is paid by the ship-owner / local agent.

## 2 PORT STATE CONTROL IN INDIA

India has twelve (12) major sea ports viz., Kandla, Mumbai, Jawaharlal Nehru (JNPT), Mormugao, New Mangalore and Kochi on the west coast and Tuticorin, Chennai, Visakhapatnam, Paradip, Kolkata with Haldia dock complex and corporate port, Ennore on the east coast. Most of the major ports handle activities with respect to various type of cargo.

Ships of practically all types and under various International Flags call at Indian Ports in regular intervals.

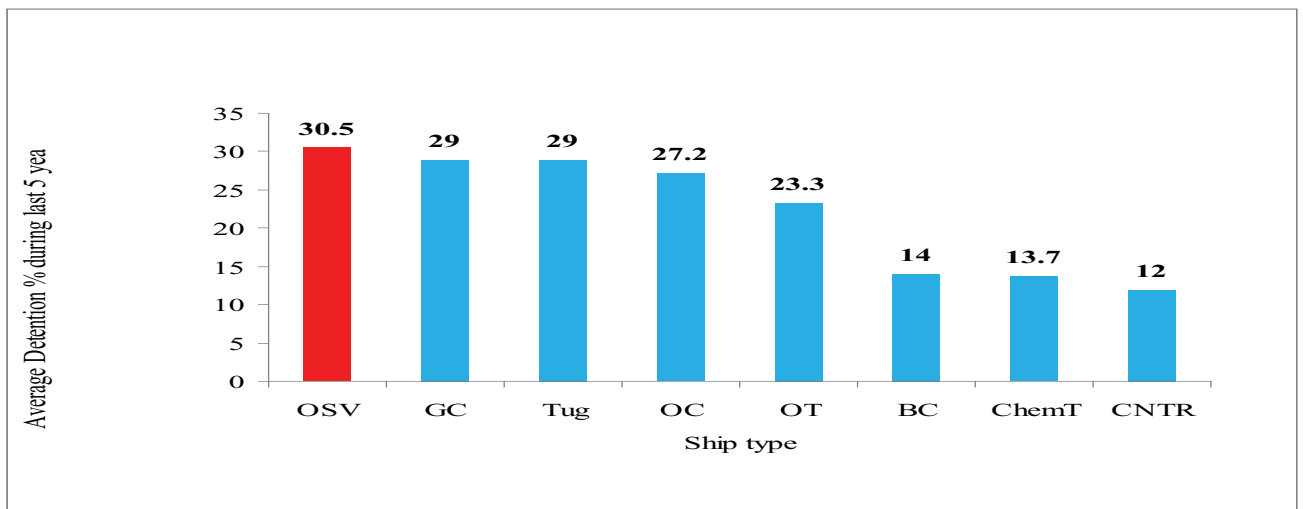
There are times when unsafe and sub-standard ships which may cause threat to the safety and environment, are found operating in the ports of India. Our port State Control officers from the Mercantile Marine Departments, located at Kandla, Jamnagar, Mumbai, Mormugao, New Mangalore, Kochi, Tuticorin, Chennai, Visakhapatnam, Paradip, Haldia, Kolkata and Port Blair, regularly board the ships in ports under their jurisdiction and carry out Port State Control Inspections. While ships which are maintaining high standards in all aspects are allowed to continue their operation without imposing any condition or remarks, the substandard, unsafe ships having potential to pollute the environment, are identified. Thereafter, these ships are thoroughly examined and recommendation (s) made with respect to the observed deficiency (s). In the event, any detainable deficiency (s) is observed, the ship is permitted to sail only after attending to the deficiency (s) to the satisfaction of the concerned PSC officer and payment of penalty imposed, if any.

**.1 SUMMARY OF INSPECTIONS AND DETENTION FROM 2007-2011:**

Ship Type	Number of Inspections					Number of Detentions					Average detention % during the last 5 years
	Year					Year					
	2007	2008	2009	2010	2011	2007	2008	2009	2010	2011	
Gen.Cargo (GC)	172	239	183	131	254	47	60	56	53	68	29
Bulk Carrier (BC)	314	282	242	258	427	35	36	30	38	77	14
Container (CNTR)	54	54	45	37	65	1	5	9	3	12	12
Chem.Tanker (ChemT)	21	28	40	16	26	3	5	7	2	1	13.7
Oil Tanker (OT)	16	35	34	34	52	3	13	7	3	14	23.3
Offshore V (OSV)	10	8	4	2	12	1	2	2	0	6	<b>30.5</b>
Tug	17	14	4	2	1	5	3	1	1	1	29
Other Cargo (OC)	12	29	7	21	30	2	3	1	6	15	27.2
Gas Carrier	1	2	1	0	8	0	0	0	0	0	0
Passenger Ship	1	5	0	4	2	0	1	0	3	0	33.3
High Speed Passenger Craft	0	1	0	0	0	0	0	0	0	0	0
Dredger	0	0	0	1	3	0	0	0	0	0	0
Research Vessel	0	0	0	2	0	0	0	0	1	0	50
<b>Total</b>	<b>618</b>	<b>697</b>	<b>560</b>	<b>508</b>	<b>880</b>	<b>97</b>	<b>128</b>	<b>113</b>	<b>110</b>	<b>194</b>	<b>19.7 %</b>

**Table: 1**

**.2 BAR CHART OF DETENTION PERCENTAGE, PER SHIP TYPE, DURING LAST 5 YEARS:**



**Fig. : 1**

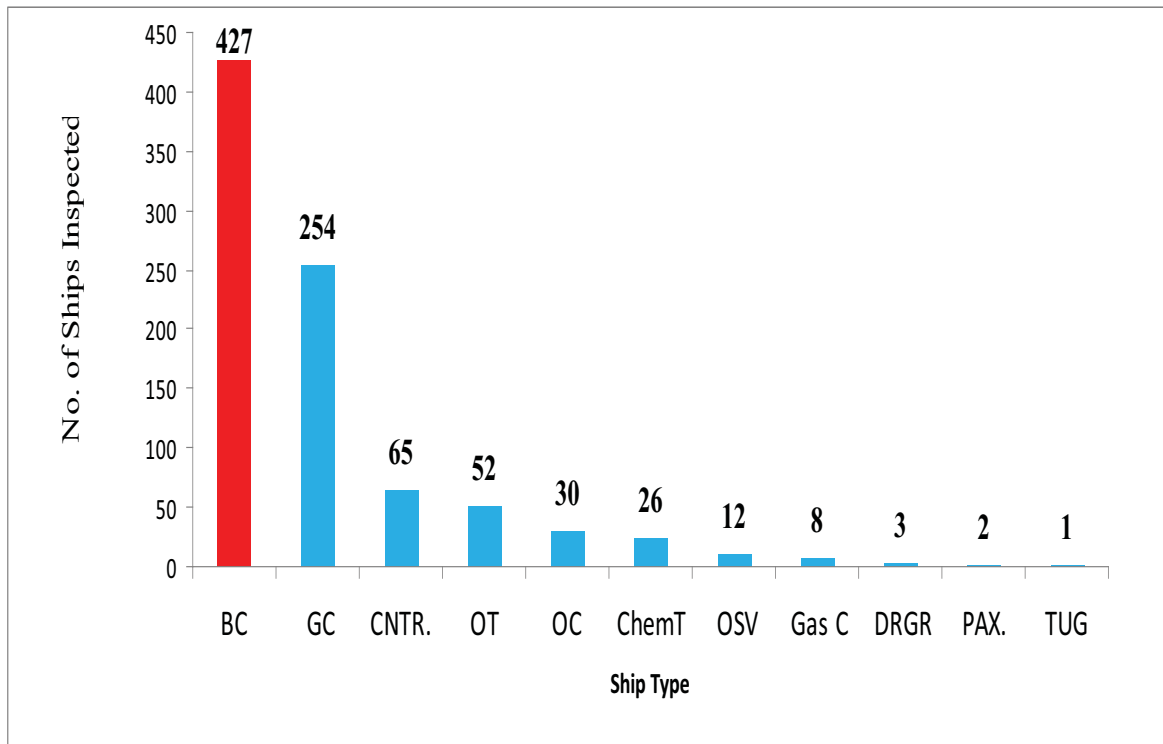
**Figure depicts minimum 10 nos. of ship type detention during the last 5 years (2007–2011)**

**.3 SHIPS INSPECTED UNDER PSC IN INDIA DURING THE YEAR 2011,  
SHIP - TYPE BREAK UP:**

Ship Type		No. of Ships Inspected
Bulk Carrier	(BC)	<b>427</b>
General Cargo	(GC)	254
Container	(CNTR.)	65
Oil Tanker	(OT)	52
Other Cargo	(OC)	30
Chemical Tanker	(ChemT)	26
Offshore vessel	(OSV)	12
Gas Carrier	(Gas C)	08
Dredger	(DRGR)	03
Passenger Ship	(PAX.)	02
Tug	(TUG)	01
<b>Total</b>		<b>880</b>

**Table: 2**

**.4 BAR CHART OF SHIPS INSPECTED UNDER PSC IN INDIA DURING THE  
YEAR 2011, SHIP - TYPE BREAK UP:**



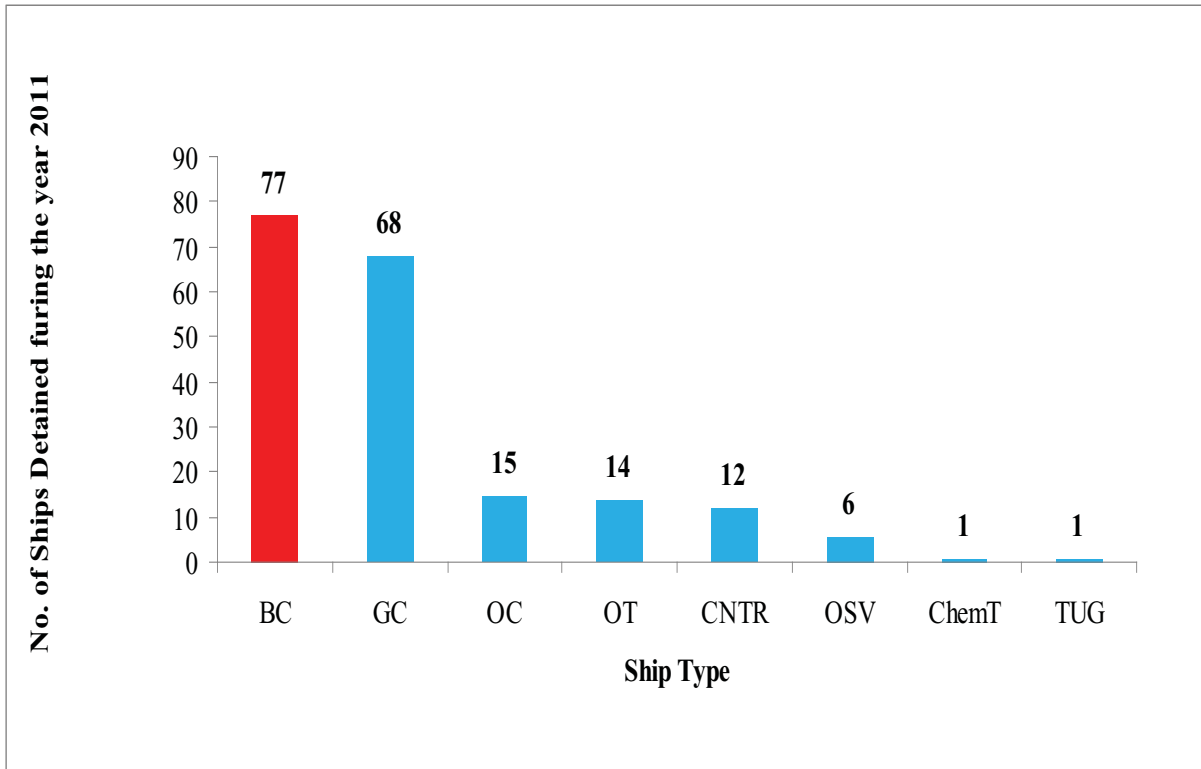
**Fig. : 2**

**.5 SHIPS DETAINED UNDER PSC IN INDIA DURING THE YEAR 2011,  
SHIP - TYPE BREAK UP:**

Ship Type		No. of Ships Detained during the year 2011
Bulk Carrier	(BC)	<b>77</b>
General Cargo	(GC)	68
Other Cargo	(OC)	15
Oil Tanker	(OT)	14
Container	(CNTR)	12
Offshore vessel	(OSV)	06
Chemical Tanker	(ChemT)	01
Tug	(TUG)	01
<b>Total</b>		<b>194</b>

**Table: 3**

**.6 BAR CHART OF SHIPS DETAINED UNDER PSC IN INDIA DURING THE YEAR 2011, SHIP - TYPE BREAK UP:**



**Fig. : 3**

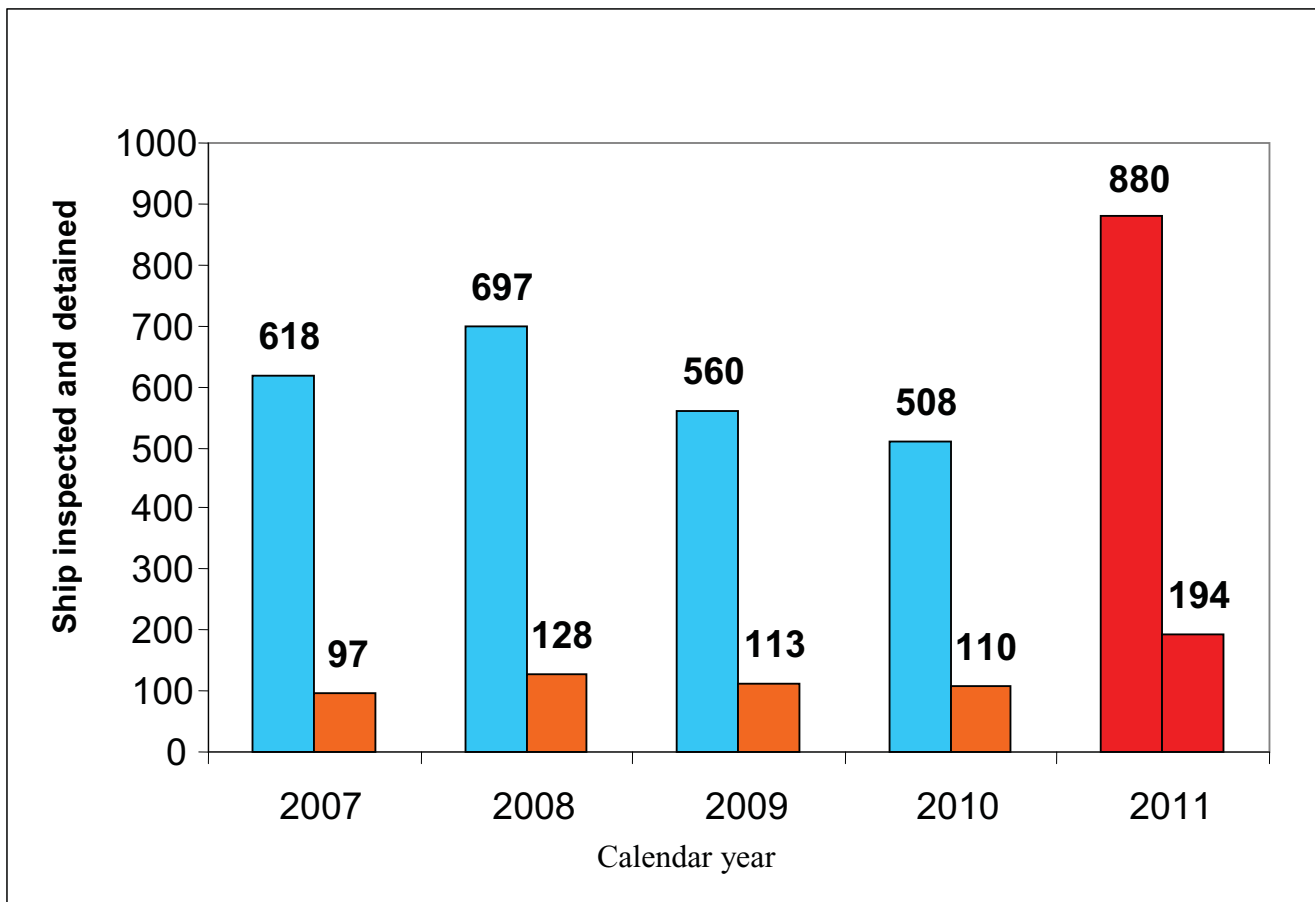


**.7 PSC INSPECTIONS AND DETENTION IN INDIAN PORTS, YEAR-WISE INSPECTION / DETENTION TREND:**

<b>Year</b>	<b>No. of ships inspected</b>	<b>No. of ships detained</b>
2007	618	97
2008	697	128
2009	560	113
2010	508	110
2011	<b>880</b>	<b>194</b>

**Table: 4**

**.8 BAR CHART OF PSC INSPECTION AND DETENTION IN INDIAN PORTS, YEAR-WISE INSPECTION / DETENTION TREND:**



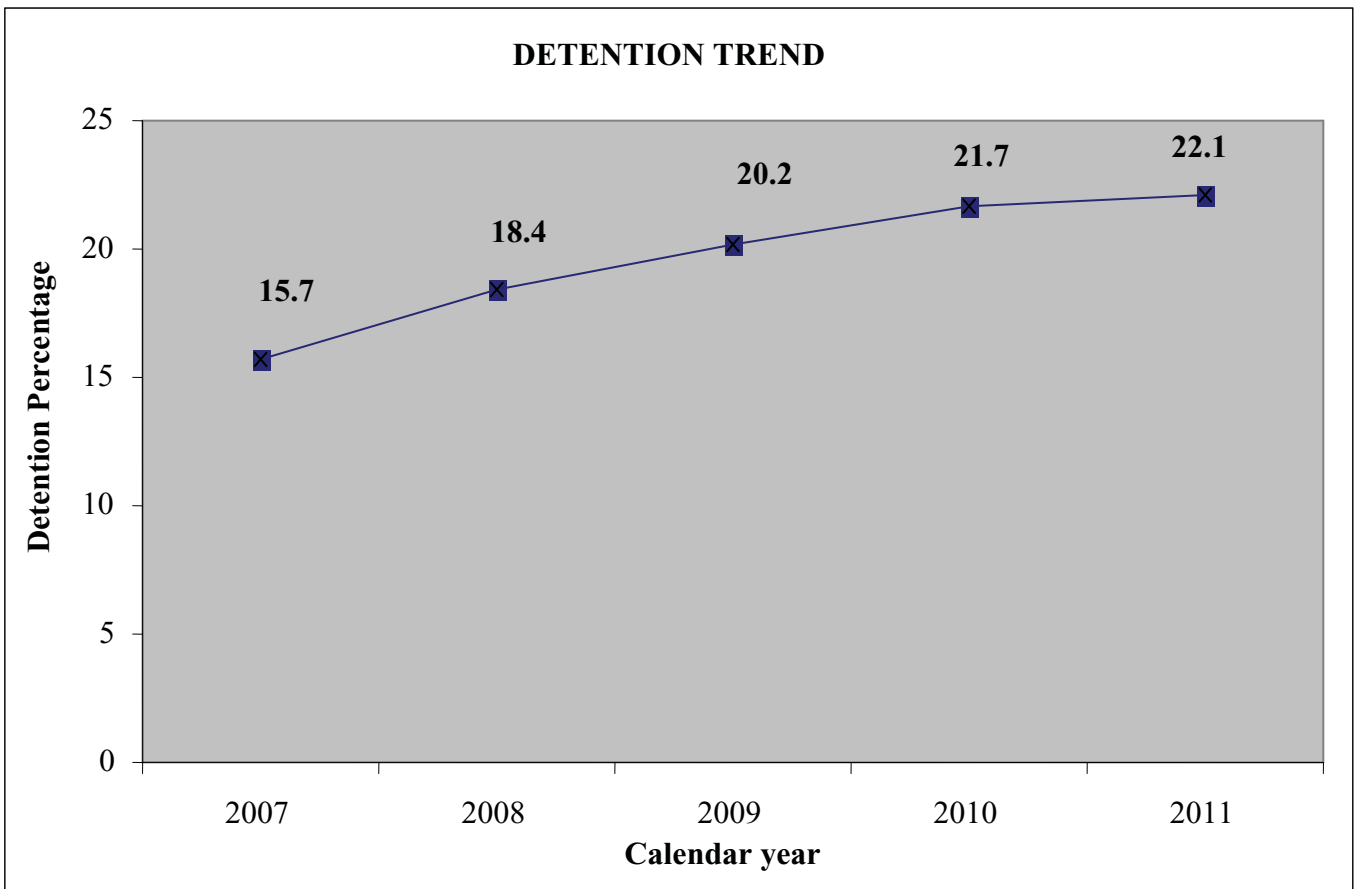
**Fig. : 4**

**.9 PSC DETENTION TREND OF FOREIGN FLAG SHIPS IN INDIAN PORTS – INCREASE IN DETENTION PERCENTAGE SINCE 2007:**

<b>Year</b>	<b>Detention Percentage</b>
2007	15.7
2008	18.4
2009	20.2
2010	21.7
2011	<b>22.1</b>

**Table: 5**

**.10 PSC DETENTION TREND OF FOREIGN FLAG SHIPS IN INDIAN PORTS – INCREASE IN DETENTION PERCENTAGE SINCE 2007:**



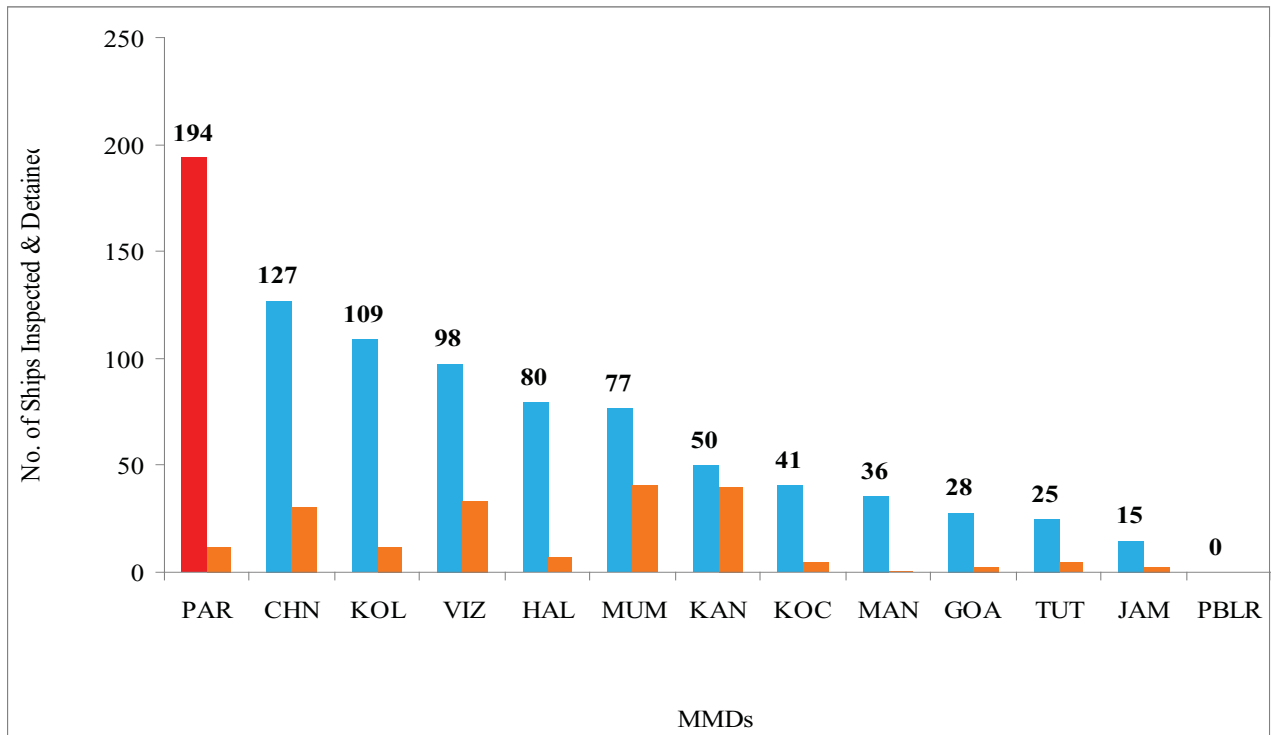
**Fig. : 5**

**.11 SHIPS INSPECTED AND DETAINED, PER MMD:**

Mercantile Marine Department (MMD)		Ships Inspected	Ships Detained
<b>Paradeep</b>	<b>(PAR)</b>	<b>194</b>	12
Chennai	(CHN)	127	31
Kolkata	(KOL)	109	12
Visakhapatnam	(VIZ)	98	34
Haldia	(HAL)	80	07
<b>Mumbai</b>	<b>(MUM)</b>	77	<b>41</b>
Kandla	(KAN)	50	40
Kochi	(KOC)	41	05
New Mangalore	(MAN)	36	01
Mormugao	(GOA)	28	03
Tuticorin	(TUT)	25	05
Jamnagar	(JAM)	15	03
Port Blair	(PBLR)	0	0
<b>Total</b>		<b>880</b>	<b>194</b>

**Table: 6**

**.12 BAR CHART OF SHIPS, INSPECTED AND DETAINED, MMD - WISE BREAK UP:**



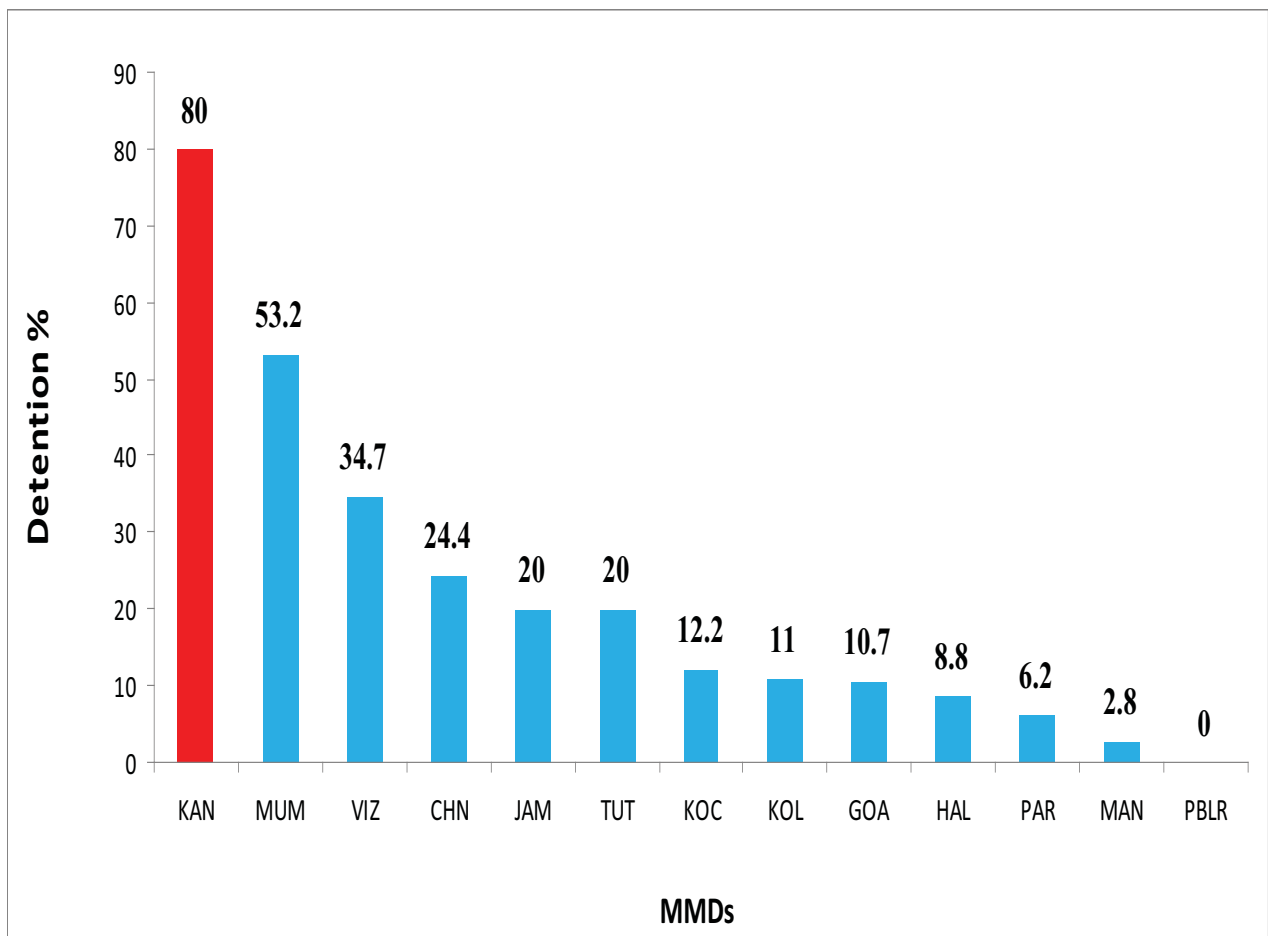
**Fig. : 6**

**.13 SHIPS' DETENTION PERCENTAGE, PER MMD:**

<b>Mercantile Marine Department (MMD)</b>		<b>DETENTION %</b>
<b>Kandla</b>	<b>(KAN)</b>	<b>80.0</b>
Mumbai	(MUM)	53.2
Visakhapatnam	(VIZ)	34.7
Chennai	(CHN)	24.4
Jamnagar	(JAM)	20.0
Tuticorin	(TUT)	20.0
Kochi	(KOC)	12.2
Kolkata	(KOL)	11.0
Mormugao	(GOA)	10.7
Haldia	(HAL)	08.8
Paradeep	(PAR)	06.2
New Mangalore	(MAN)	02.8
Port Blair	(PBLR)	0

**Table: 7**

**.14 BAR CHART OF DETENTION PERCENTAGE, PER :**



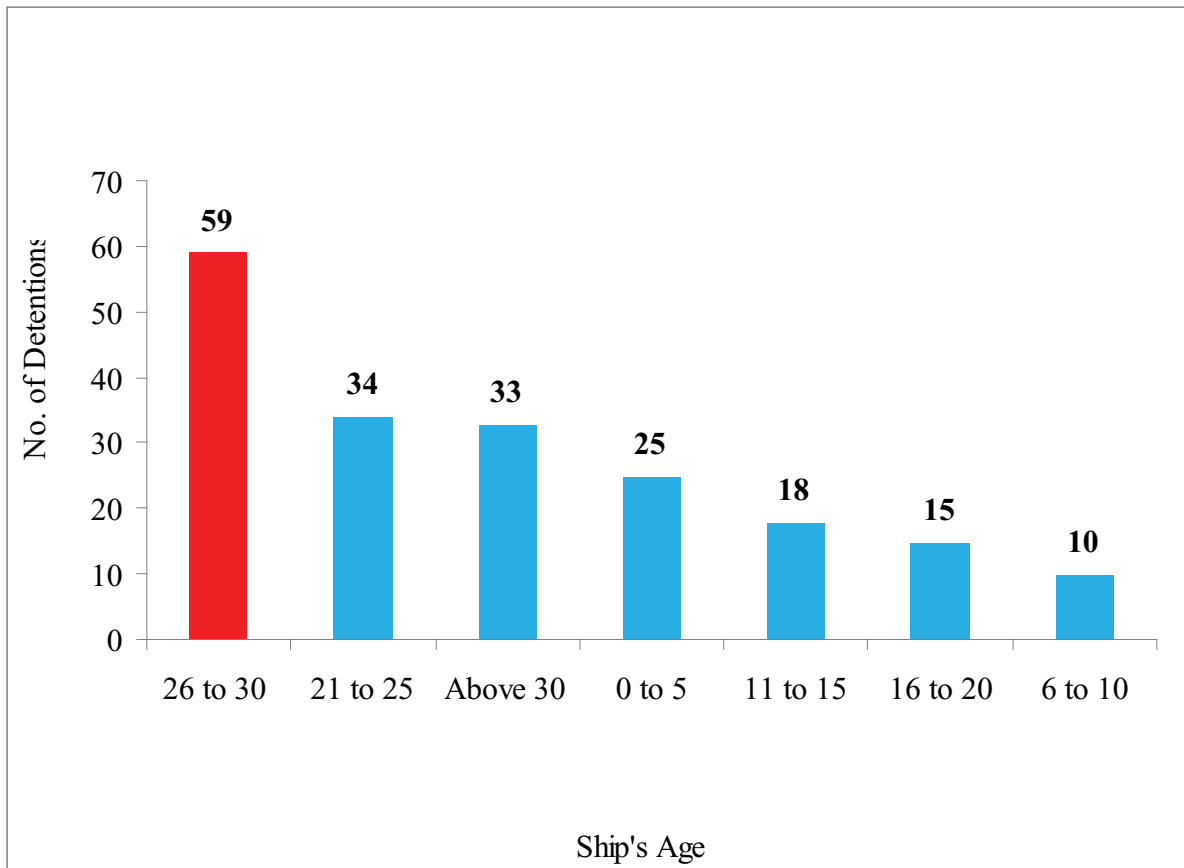
**Fig. : 7**

**.15 AGE-WISE BREAK UP OF DETAINED SHIPS:**

<b>Age</b>	<b>Detained</b>
Above 30 Year	33
<b>26-30 Years</b>	<b>59</b>
21-25 Years	34
16-20 Years	15
11-15 Years	18
06-10 Years	10
0-05 Years	25
<b>Total</b>	<b>194</b>

**Table: 8**

**.16 BAR CHART OF DETAINED SHIPS, AGE-WISE BREAK UP:**



**Fig. : 8**

**.17 SHIPS DETAINED RELATED TO THEIR RECOGNISED ORGANISATIONS (ROs) {MEMBERS OF INTERNATIONAL ASSOCIATION OF CLASSIFICATION SOCIETIES}**

<b>SR. NO.</b>	<b>RECOGNISED ORGANISATIONS (ROs) (Member of International Association of Classification Societies, IACS)</b>	<b>SHIPS DETAINED</b>
1	<b>Nippon Kaiji Kayokai (NKK)</b>	<b>38</b>
2	Bureau Veritas (BV)	20
3	Lloyd’s Register (LR)	16
4	Registro Italiano Navale (RINA)	16
5	Germanischer Lloyds (GL)	13
6	Korean Register of Shipping (KRS)	13
7	Det Norske Veritas (DNV)	11
8	American Bureau of Shipping (ABS)	08
9	China Classification Society (CCS)	07
10	Russian Maritime Register of Shipping (RMRS)	05
11	Indian Register of Shipping (IRS)	02
12	Polish Register of Shipping (PRS)	01
13	Govt. Ship (Thailand) (GS)	01
14	<b>Non – International Association of Classification Societies</b>	<b>43</b>
	<b>Total</b>	<b>194</b>

Table: 9

**.18 BAR CHART OF DETAINED SHIPS, per RO (member IACS):**

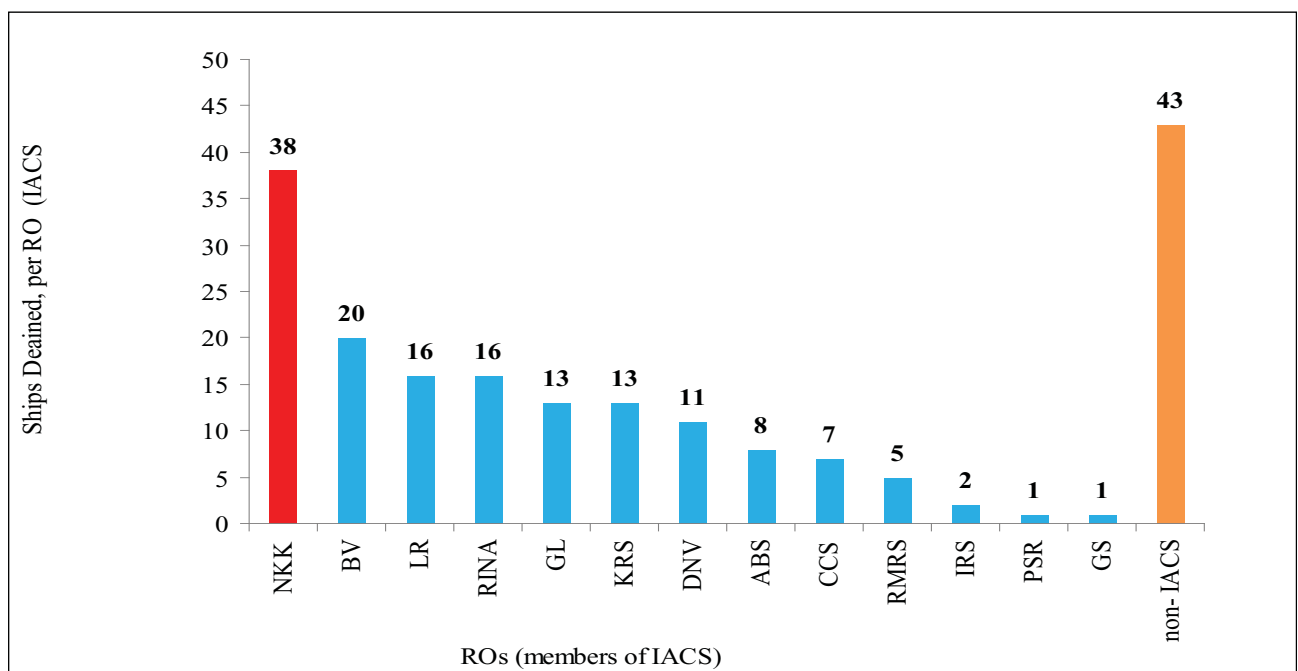


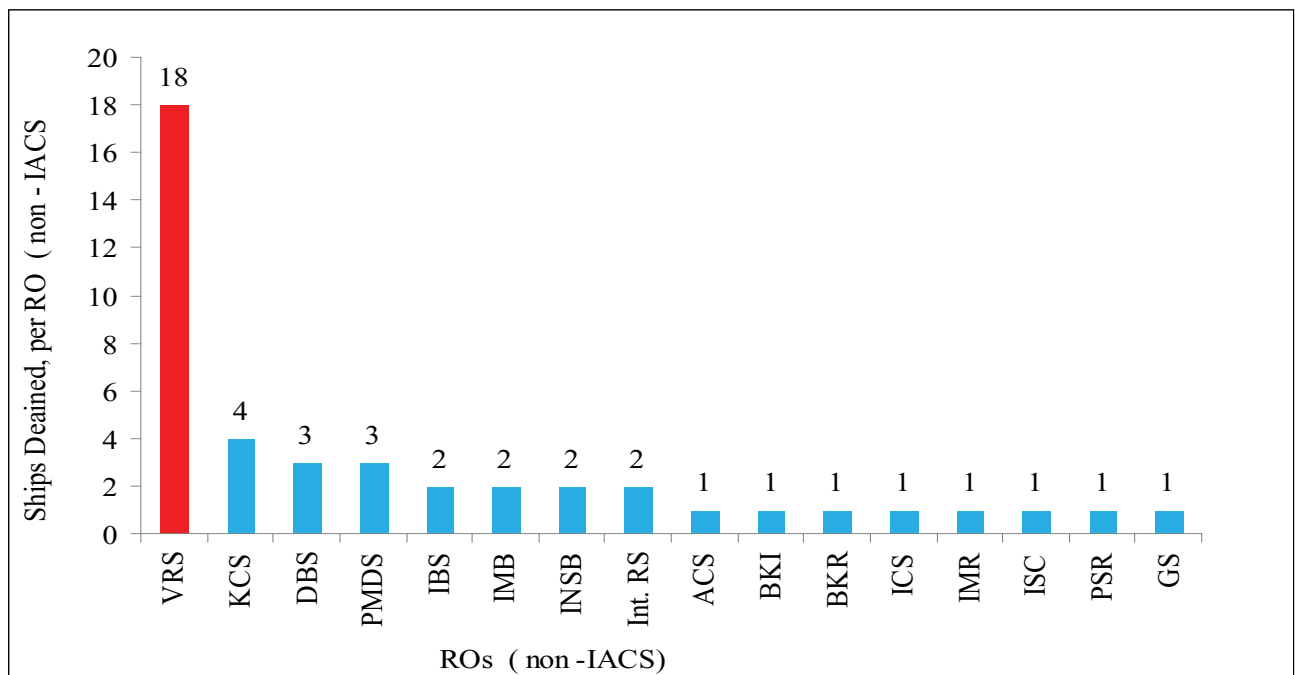
Fig. : 9

**.19 SHIPS DETAINED RELATED TO THEIR RECOGNISED ORGANISATIONS (ROs) {non-MEMBERS OF INTERNATIONAL ASSOCIATION OF CLASSIFICATION SOCIETIES}**

No.	RECOGNISED ORGANISATION ( non-IACS )	No. OF DETENTION
1	Vietnam Register of Shipping (VRS)	18
2	Korea Classification Society (KCS)	04
3	Dromon Bureau Of Shipping (DBS)	03
4	Panama Maritime Documentation Services (PMDS)	03
5	Isthmus Bureau Of Shipping (IBS)	02
6	International Maritime Bureau (IMB)	02
7	International Naval Surveys Bureau (INSB)	02
8	International Register Of Shipping (Int. RS)	02
9	ASIA Classification Society (ACS)	01
10	Biro Klasifikasi Society Indonesia (BKI)	01
11	Bulgarski Koraben Register (BKR)	01
12	Intermaritime Certification Services S.A (ICS)	01
13	International Maritime Registry (IMR)	01
14	International Ship Classification (ISC)	01
15	Panama Shipping Register Inc. (PSR)	01
16	Govt. Ship (Thailand) (GS)	01
	<b>Total</b>	<b>44</b>

**Table: 10**

**.20 BAR CHART OF DETAINED SHIPS, PER RECOGNISED ORGANIZATION (non-IACS)**



**Fig. : 10**

**.21 DETAINED SHIPS, FLAG – WISE BREAK UP:**

<b>Sr. No.</b>	<b>FLAG</b>	<b>SHIPS DETAINED</b>
1	PANAMA	56
2	CYPRUS	14
3	LIBERIA	12
4	VIETNAM	11
5	St. VINCENT	10
6	BANGLADESH	8
7	REPUBLIC OF KOREA	7
8	SINGAPORE	7
9	MONGOLIA	6
10	INDONESIA	5
11	MALTA	5
12	MARSHALL ISLAND	4
13	THAILAND	4
14	TUVALU	4
15	ETHIOPIA	3
16	HONG KONG, CHINA	3
17	SIERRA LEONE	3
18	St. KITTS & NEVIS	3
19	TOGO	3
20	BAHAMAS	2

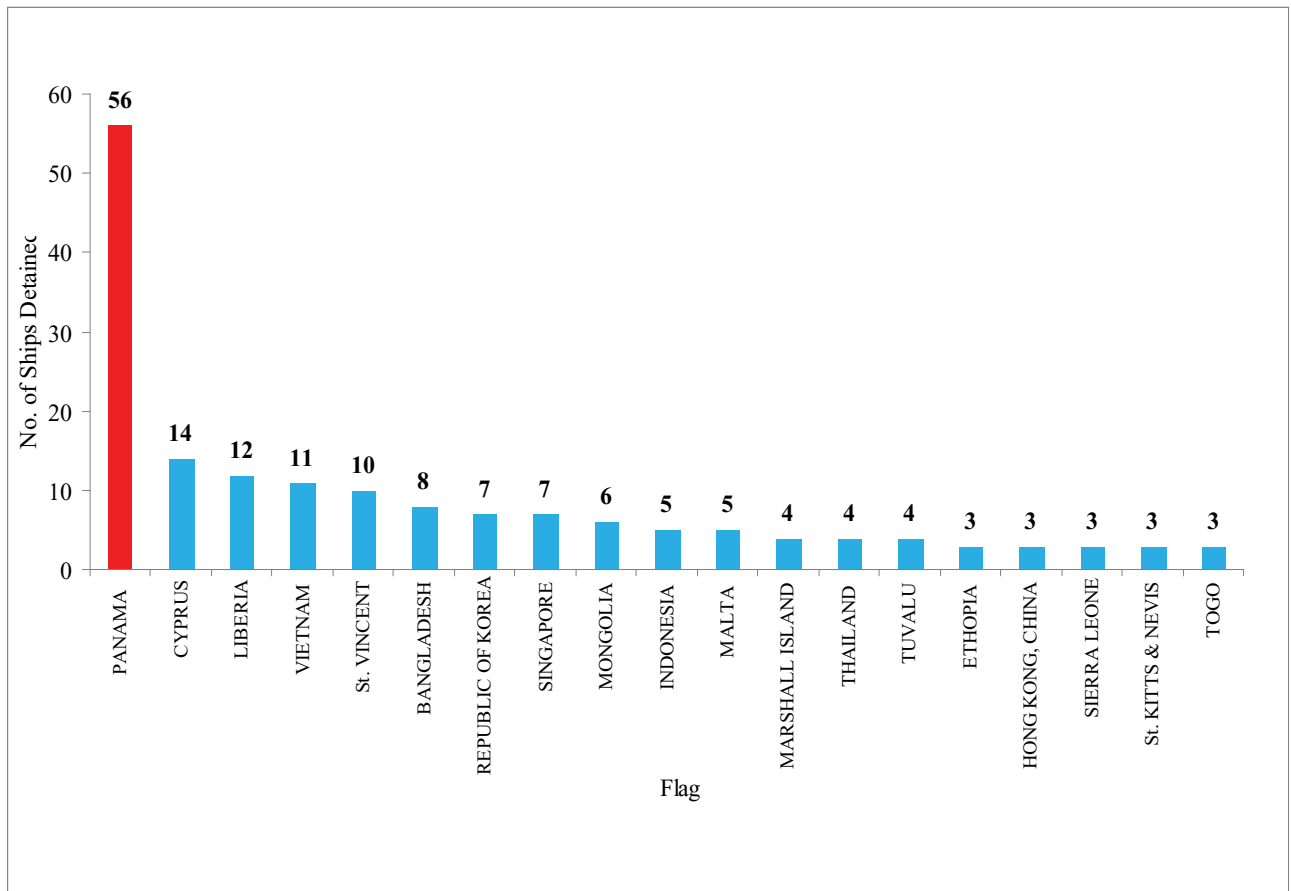


**DETAINED SHIPS, FLAG – WISE BREAK UP (Contd.) :**

<b>Sr. No.</b>	<b>FLAG</b>	<b>SHIPS DETAINED</b>
21	IRAN	2
22	KIRIBATI	2
23	MALAYSIA	2
24	MALDIVES	2
25	UNION OF COMMOROS	2
26	ANTIGUA	1
27	DPR KOREA	1
28	MAURITIUS	1
29	MOLDOVIA	1
30	MYANMAR	1
31	NORWAY	1
32	PAKISTAN	1
33	PR CHINA	1
34	SRI LANKA	1
35	SAUDI ARABIA	1
36	TANZANIA	1
37	TURKEY	1
38	UNITED ARAB EMIRATES	1
39	VANUTU	1

**Table: 11**

**.22 BAR CHART OF DETAINED SHIPS, FLAG - WISE BREAK UP:**



**Fig. : 11**

**Figure depicts minimum 3 nos. of detention per flag.**

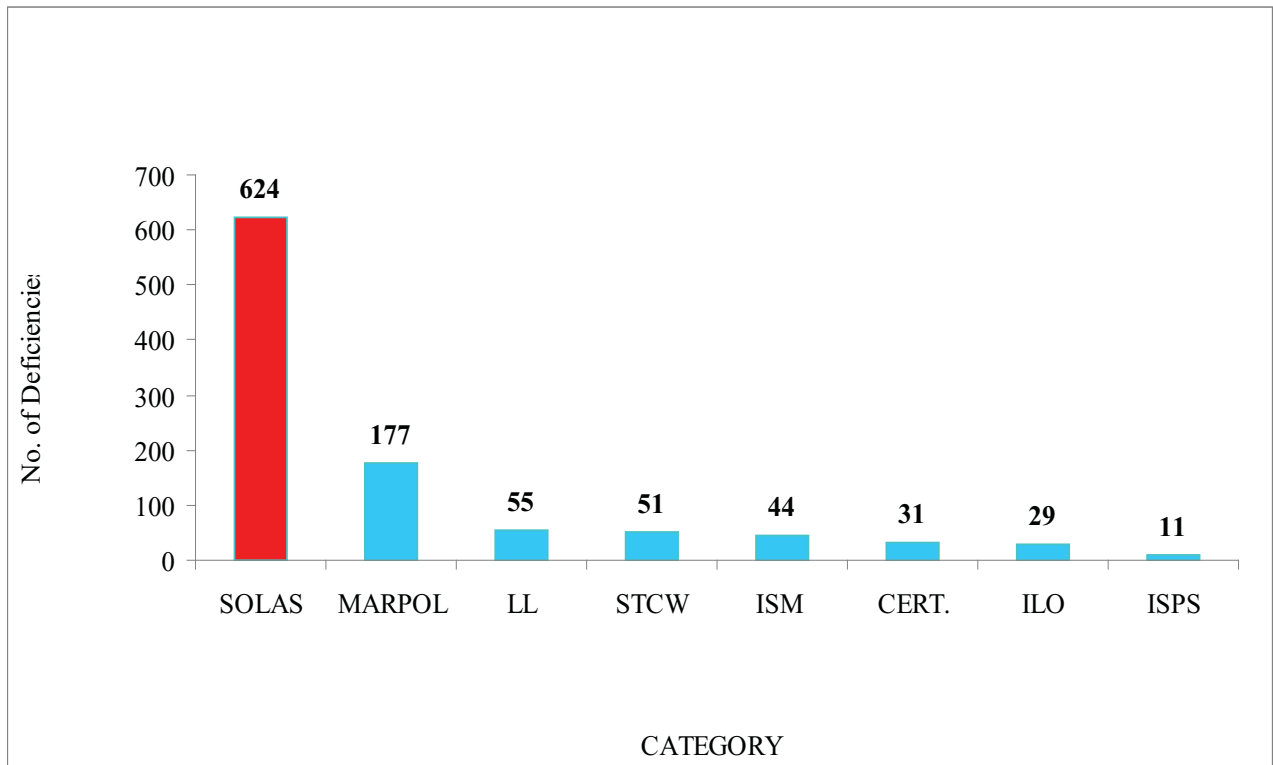
**Flags with less than 3 nos. of detention are not reflected above.**

**.23 DETAINABLE DEFICIENCIES IN ENTIRETY, CATEGORY – WISE BREAK UP:**

Category	No. of Deficiencies
<b>SOLAS 74 (SOLAS)</b>	<b>624</b>
MARPOL 73/78 (MARPOL)	177
LOAD LINE 66 (LL)	55
STCW 78 (STCW)	51
ISM	44
SHIPS' CERTIFICATES (CERT.)	31
ILO 147 (ILO)	29
ISPS	11
<b>Total</b>	<b>1022</b>

**Table: 12**

**.24 BAR CHART OF DETAINABLE DEFICIENCIES IN ENTIRETY, CATEGORY – WISE BREAK UP:**



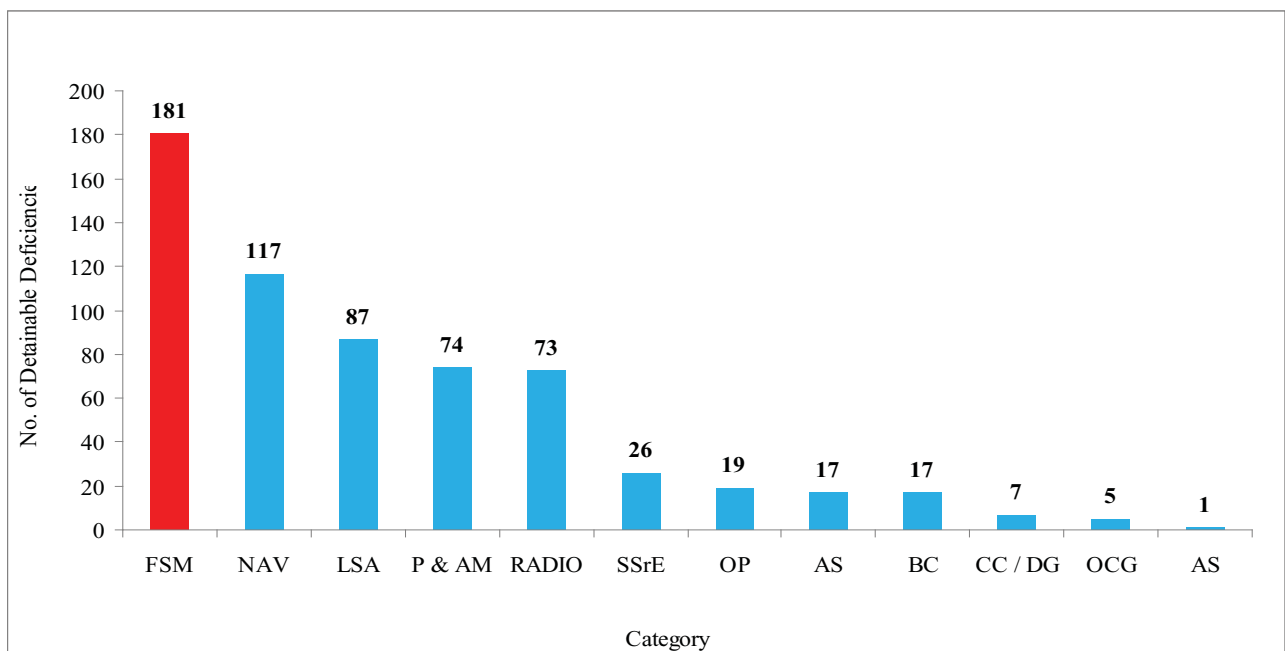
**Fig. : 12**

**.25 SOLAS 74, related DETAINABLE DEFICIENCIES, PER CATEGORY:**

Category	No. of Detainable Deficiencies
<b>FIRE SAFETY MEASURES (FSM)</b>	<b>181</b>
SAFETY OF NAVIGATION (NAV)	117
LIFE SAVING APPLIANCES (LSA)	87
PROPULSION & AUX. MACH. (P & AM)	74
RADIO COMMUNICATIONS (RADIO)	73
STABILITY, STRUCTURE & REL. EQMTS. (SSrE)	26
SOLAS-REL. OPERATIONAL DEF. (OP)	19
ALARM SIGNALS (AS)	17
BULK CARRIERS-ADDL. SAFETY MEASURES (BC)	17
CARRIAGE OF CARGO / DANGEROUS GOODS (CC / DG)	07
OIL, CHEM. TANKERS & GAS CARRIERS (OCG)	05
ADDL. MEASURES TO ENHANCE MARITIME SAFETY (AS)	01
<b>Total</b>	<b>624</b>

**Table: 13**

**.26 BAR CHART OF SOLAS 74, related DETAINABLE DEFICIENCIES, PER CATEGORY :**



**Fig. : 13**

### 3 FINDINGS

During the year 2011, PSC inspections of 880 nos. of foreign flag ships were carried out by PSC officers drawn from various MMDs. PSC officers found **194** nos. of ships with detainable deficiencies and therefore they were detained. The PSC inspection reports comprising forms (A & B), submitted by the PSC Officers were perused at the PSC cell of the Directorate, technical analysis carried out and findings are made as under:

- .1 Detention rate found to be increased from 21.7% in 2010 to 22.1% in 2011;
- .2 40 nos. ships were detained out of total 50 nos. ships inspected at Kandla, thus rising the detention percentage to 80%;
- .3 141 nos. (72.7%) of detained ships were found to be more than 15 years old;
- .4 59 nos. (30.4%) of detained ships were in the range of 26 - 30 years of age;
- .5 33 nos. (17%) of detained ships were above 30 years of age;
- .6 77 nos. (40%) of detained ships were Bulk Carriers;
- .7 56 nos. (29%) of detained ships were of Panama flag;
- .8 38 nos. (19.6%) of detained ships were classed with NKK;
- .9 43 nos. (22.1%) of detained ships were classed with non - members of IACS;
- .10 16 out of 43 nos. (37.2%) ships were classed with Vietnam Register of Shipping (VRS) among the non-members IACS;
- .11 624 out of 1022 (61%) of the total detainable deficiencies observed were related to SOLAS 74, as amended;
- .12 181 out of 624 (29%) of SOLAS 74 related detainable deficiencies observed were in the category of Fire Safety Measures (FSM).

**4 LIST OF SHIPS DETAINED UNDER PSC IN INDIA DURING THE YEAR , 2011**

1	2	3	4	5	6	7	8	9
Sr. no.	IMO no.	Ship's Name	Flag	Year of Build	Ship Type	Classification Society	Place of Detention	Date of Detention
1	8703933	Dong Young	Republic of Korea	1987	GC	KRS	Kolkata	05.01.11
2	8401834	Union Anna	St. Vincent	1984	GC	NKK	Mumbai	06.01.11
3	7616133	Eldore III	Moldova	1978	GC	BKR (non-IACS)	Mumbai	24.01.11
4	9175858	TAN Binh 28	Mongolia	1997	GC	VRS (non-IACS)	Paradip	27.01.11
5	9132703	West Scent	Panama	1995	CNTR	NKK	Visakhapatnam	31.01.11
6	9136852	Dai Duong Sunrise	Vietnam	1996	GC	VRS (non-IACS)	Chennai	20.01.11
7	7822378	Arabian Venture	Panama	1980	BC	LR	Chennai	25.01.11
8	9309344	Hao Lu	Vietnam	2003	GC	VRS (non-IACS)	Chennai	28.01.11
9	9385805	Arikum	Panama	2007	GC	NKK	Mumbai	19.01.11
10	8322856	Chang Tai	Panama	1984	GC	CCS	Visakhapatnam	07.01.11
11	8024375	Ever Express	Panama	1982	BC	DNV	Mormugao	08.02.11
12	9160982	Mondena	Antigua & Barbuda	1999	CNTR	GL	Kolkata	04.02.11
13	9203382	Shining Pescadores	Panama	1998	GC	NKK	Kolkata	04.02.11
14	8408741	Blue Sky	Republic of Korea	1985	BC	KRS	Paradip	10.02.11
15	7819943	Humbold Current	St. Vincent	1981	GC	RINA	Chennai	02.02.11
16	8209755	BM Intrepid	Panama	1983	GC	RINA	Chennai	08.02.11
17	7614733	Dae San	DPR Korea	1979	GC	KCS (non-IACS)	Chennai	12.02.11
18	8309696	Admiral	Hong Kong	1985	BC	DNV	Kandla	05.02.11
19	7808982	Rock Express1	St. Kitts & Nevis	1978	BC	Int.RS (non-IACS)	Kandla	12.02.11
20	8105507	Zheng Hang	Kiribati	1983	BC	Int.RS (non-IACS)	Kandla	21.02.11
21	7722712	Touumeh	Panama	1978	BC	IMB (non-IACS)	Mumbai	07.02.11
22	7917147	Heng Shun Men	Panama	1981	BC	ICS (non-IACS)	Visakhapatnam	02.02.11
23	8306797	Pearl Of Sea	Panama	1984	BC	NKK	Visakhapatnam	04.02.11
24	8307492	Great Hope	Panama	1984	BC	PMDS (non-IACS)	Visakhapatnam	10.02.11
25	7904865	An Wu Jiang	China	1980	GC	CCS	Visakhapatnam	10.02.11

1	2	3	4	5	6	7	8	9
Sr. no.	IMO no.	Ship's Name	Flag	Year of Build	Ship Type	Classification Society	Place of Detention	Date of Detention
26	8116855	Agnes	Panama	1982	GC	NKK	Visakhapatnam	15.02.11
27	9012771	Markella	Panama	1993	CNTR.	GL	Chennai	17.03.11
28	8005111	Albatross	Malta	1981	BC	NKK	Chennai	22.03.11
29	8910706	Rasim Akar	Turkey	1990	OT	BV	Chennai	23.03.11
30	7433323	Derya 2	Panama	1978	BC	PSR (non-IACS)	Mumbai	29.03.11
31	9535357	Crest Radiant 3	Singapore	2008	OSV	BV	Paradip	07.03.11
32	8318685	Khadiza Jahan	Bangladesh	1985	BC	NKK	Visakhapatnam	01.03.11
33	8227795	St. Ste Phan	Liberia	1983	BC	RMRS	Visakhapatnam	25.03.11
34	9546253	Ocean Success	Republic of Korea	2009	GC	KRS	Kandla	15.03.11
35	8620155	KKG 1	Panama	1986	GC	KRS	Chennai	14.03.11
36	9047013	Vinalines Ocean	Vietnam	1993	BC	VRS (non-IACS)	Chennai	23.03.11
37	9088419	Jutha Patthama	Thailand	1996	GC	NKK	Jamnagar	22.03.11
38	8508474	Taba	Panama	1985	BC	NKK	Kandla	15.03.11
39	7712078	Betuah	Indonesia	1978	OC	BKI (non-IACS)	Kandla	26.03.11
40	7916105	Ekram M	Togo	1980	BC	DBS (non-IACS)	Kochi	25.03.11
41	8002066	Ambassador	Sierra leone	1980	GC	LR	Kolkata	01.03.11
42	7123318	Cynthia	Togo	1971	GC	INSB (non-IACS)	Mumbai	21.03.11
43	7822380	Golden Light	Vietnam	1980	GC	IRS	Visakhapatnam	14.03.11
44	7611561	Phuong Mai Star	Vietnam	1979	GC	VRS (non-IACS)	Visakhapatnam	31.03.11
45	7932549	Sea Star 7	Panama	1984	BC	DNV	Kandla	12.04.11
46	8317540	Falcon Eye III	Panama	1988	GC	LR	Mumbai	08.04.11
47	9408293	Athos	Marshall Island	2009	BC	BV	Mumbai	11.04.11
48	9369100	Asmire Corel	Panama	2007	GC	NKK	Mumbai	11.04.11
49	8121745	Saudi Abha	Saudi Arabia	1983	OC	DNV	Mumbai	19.04.11
50	9141912	Asia 21st Century	Panama	1996	GC	BV	Mumbai	27.04.11
51	9111591	Free Hero	Liberia	1995	BC	BV	Visakhapatnam	28.04.11
52	9379636	Abtin 2	Iran	2008	CNTR	GL	Mumbai	20.04.11
53	7628291	Santa Suriya II	Malaysia	1977	OC	GL	Kochi	18.04.11
54	9175822	Genius Pescadores	Panama	1997	CNTR	NKK	Kolkata	21.04.11
55	9452309	Swiwar Victor	Singapore	2007	TUG	ABS	Mumbai	11.04.11
56	8215716	Iron Butterfly	Union of Comoros	1983	RO	KRS	Mumbai	12.04.11
57	7819943	Humboldt Current	St. Vincent	1981	OC	RINA	Mumbai	21.04.11
58	8302193	Admas	Ethopia	1986	GC	GL	Mumbai	27.04.11

1	2	3	4	5	6	7	8	9
Sr. no.	IMO no.	Ship's Name	Flag	Year of Build	Ship Type	Classification Society	Place of Detention	Date of Detention
59	8106599	ADK Hassan Bay	Maldives	1981	GC	KRS	Tuticorin	10.04.11
60	7718292	King Success	St. Vincent	1978	GC	NKK	Visakhapatnam	01.04.11
61	8018912	Jon Jin 2	DPR Korea	1982	BC	KCS (non-IACS)	Visakhapatnam	19.04.11
62	9530333	Han Spirit	Republic of Korea	2009	GC	KRS	Chennai	19.05.11
63	8820822	Hanjin Vancouver	Cyprus	1990	CNTR	DNV	Chennai	25.05.11
64	9362229	Ocean Lily	Panama	2006	BC	NKK	Mormugao	11.05.11
65	7929267	Hoang Son 28	Mongolia	1980	BC	VRS (non-IACS)	Kandla	17.05.11
66	8507303	Mercs Matale	Sri Lanka	1990	GC	GL	Kandla	28.05.11
67	8515738	Sea Victory	Liberia	1987	OT	ABS	Kochi	04.05.11
68	8211588	Zhong Hou	Panama	1983	GC	PMDC (non-IACS)	Kolkata	20.05.11
69	7911430	Don Jose	St. Vincent	1980	OSV	ABS	Mumbai	02.05.11
70	9289025	Spar Lynx	Norway	2005	BC	DNV	Mumbai	06.05.11
71	8518833	Blue Viship	Mongolia	1985	BC	VRS (non-IACS)	Mumbai	10.05.11
72	9037078	Blue Star	Republic of Korea	1995	GC	KRS	Mumbai	20.05.11
73	8120052	Mila Service	Vanutu	1983	OSV	ABS	Mumbai	25.05.11
74	9345829	Greta	Bahamas	2007	BC	NKK	Mumbai	18.05.11
75	9534913	Coastal Trimuph	Mauritius	2010	OSV	ABS	Mumbai	03.05.11
76	8320377	Borzna	Liberia	1986	BC	RMRS	Mumbai	13.05.11
77	9422861	Swiwar Venture	Singapore	2007	OSV	ABS	Mumbai	19.05.11
78	9502726	Stella Gemma	Liberia	2009	BC	BV	Mumbai	24.05.11
79	8913356	Assad Ullah	Bangladesh	1991	GC	BV	Mumbai	31.05.11
80	8412156	Marillion	Panama	1986	BC	LR	Visakhapatnam	04.05.11
81	8620155	KKG 1	Panama	1986	GC	KRS	Visakhapatnam	16.05.11
82	8316376	Yong Ping- 5	Panama	1984	BC	NKK	Visakhapatnam	18.05.11
83	8078900	Hyok Sin 2	DPR Korea	1981	BC	KCS (non-IACS)	Visakhapatnam	23.05.11
84	7632852	Madina-Ke-Chaand	Union of Comoros	1977	GC	INSB (non-IACS)	Kandla	06.06.11
85	8401781	Sanguine	Panama	1984	BC	NKK	Kandla	07.06.11
86	7822017	Sargodha	Pakistan	1980	OC	LR	Kandla	09.06.11
87	9440071	Nam A 08	Vietnam	2007	GC	VRS (non-IACS)	Mumbai	09.06.11
88	8807454	Sino Grace	Panama	1989	BC	RINA	Haldia	10.06.11
89	8303616	Smooth Sea 3	Thailand	1983	OT	NKK	Chennai	13.06.11
90	7930060	Hae Un	DPR Korea	1980	BC	KCS (non-IACS)	Visakhapatnam	14.06.11
91	8914946	Cobalt Chemi	Republic of Korea	1990	OT	KRS	Chennai	16.06.11



1	2	3	4	5	6	7	8	9
Sr. no.	IMO no.	Ship's Name	Flag	Year of Build	Ship Type	Classification Society	Place of Detention	Date of Detention
92	8919532	Yong An Cheng	China	1992	OC	CCS	Kandla	16.06.11
93	8322533	Llenao	Liberia	1987	BC	RINA	Paradip	17.06.11
94	8104151	Jia Yang 1	Panama	1984	BC	ABS	Haldia	20.06.11
95	8316235	Faith IV	Singapore	1985	OT	DNV	Kochi	20.06.11
96	9387152	S.P. Berlin	Marshall Islands	2007	OT	LR	Chennai	23.06.11
97	9078177	Fadl-E-Rabbi	Panama	1993	OT	NKK	Chennai	23.06.11
98	9125360	Tan Binh 38	Tuvalu	1996	BC	VRS (non-IACS)	Kandla	25.06.11
99	8602543	Thien Quang 09	Vietnam	1986	GC	VRS (non-IACS)	Mumbai	30.06.11
100	8020939	Sunrise 86	Mongolia	1981	BC	VRS (non-IACS)	Visakhapatnam	30.06.11
101	9355599	Tay Son 3	Vietnam	2005	OC	VRS (non-IACS)	Kandla	09.07.11
102	8913148	Fair Spirit	Liberia	1991	OT	NKK	Jamnagar (vadinar)	12.07.11
103	9355109	Musashi	Panama	2004	GC	NKK	Mumbai	15.07.11
104	8714011	Taiglory	Panama	1988	BC	DNV	Kandla (Mundra)	22.07.11
105	9116319	Nahide- m	Malta	1995	BC	BV	Mumbai	27.07.11
106	9082386	Tiger Sky	Liberia	1994	CNTR	GL	Tuticorin	29.07.11
107	9354569	Ocean Friend	Hong Kong	2006	OC	NKK	Mumbai	06.07.11
108	8912572	Seapol One	Mongolia	1990	OC	RMRS	Chennai (Ennore)	05.07.11
109	8308070	Achilleas	Panama	1984	BC	BV	Visakhapatnam	05.07.11
110	7927532	Zhong Qiang II	Panama	1981	GC	BV	Kolkata	19.07.11
111	8109034	DD Vigor	St. Vincent	1985	BC	NKK	Paradip	21.07.11
112	8126056	Asean Victory	Singapore	1982	BC	NKK	Kandla	28.07.11
113	8219358	Mikael	Bangla-desh	1986	BC	LR	Kandla	16.07.11
114	8317071	Global Sea	Equatorial Guinea	1984	OT	IMR (non-IACS)	Haldia	13.07.11
115	7708950	MCS Aurelie	Panama	1978	OC	BV	Kandla	31.08.11
116	8109046	KS Frontier	Panama	1984	BC	IBS (non-IACS)	Chennai	29.08.11
117	8311376	Dahiatul Kalbi	Bangladesh	1986	GC	BV	New Mangalore	27.08.11
118	8009454	Pacific Express	Cyprus	1981	GC	NKK	Mumbai	26.08.11
119	8306797	Pearl of Sea	Panama	1984	BC	NKK	Kandla	26.08.11
120	8120959	Ruhunupura	Panama	1982	GC	PMDS (non-IACS)	Visakhapatnam	23.08.11
121	9232553	Noroc	Marshall Island	2001	OT	NKK	Chennai	21.08.11
122	8400880	Tan Binh 26	Tuvalu	1984	GC	VRS (non-IACS)	Visakhapatnam	19.08.11
123	9016636	Pavit	Panama	1990	OT	RINA	Mumbai	19.08.11

1	2	3	4	5	6	7	8	9
Sr. no.	IMO no.	Ship's Name	Flag	Year of Build	Ship Type	Classification Society	Place of Detention	Date of Detention
124	9184550	Han Hui	Hong Kong, China	1998	GC	NKK	Mumbai	18.08.11
125	8303020	Abyot	Ethiopia	1985	GC	LR	Mumbai	17.08.11
126	8609735	Nafis 1	Iran	1986	GC	ASIA (non-IACS)	Kandla	16.08.11
127	9330109	Marine Stars	Bahamas	2006	BC	NKK	Paradip	12.08.11
128	8017322	Emilio -1	Sierra Leone	1982	OC	GL	Mormugao	11.08.11
129	9118264	Sheng Mu	Hong Kong, China	1996	BC	LR	Visakha-patnam	10.08.11
130	7501807	Manar	Tanzania	1976	GC	VRS (non-IACS)	Kandla	06.08.11
131	8901743	Tiger Cloud	Singapore	1989	CNTR	NKK	Chennai	06.08.11
132	9516997	Rainbow Angel	Hong Kong, China	2009	GC	BV	Kolkata	05.08.11
133	7912563	Senator -1	St. Kitts & Nevis (UK)	1980	GC	IRS	Mumbai	04.08.11
134	7401332	Seabulk Plover	St. Vincent & Grenadines	1975	OSV	DNV	Mumbai	03.08.11
135	9081382	Cape Banks	Liberia	1997	OT	GL	Chennai	02.08.11
136	9037018	Blueb Star	Republic of Korea	1995	GC	KRS	Kandla	01.08.11
137	8901743	Tiger Cloude	Singapore	1989	CNTR	NKK	Chennai	06.09.11
138	7930474	Ledor	Sierra Leone	1980	GC	PRS	Chennai	12.09.11
139	8314627	Atlantic Leader	Malta	1985	GC	RMRS	Chennai	23.09.11
140	8508228	Eastern Glory	Panama	1986	OT	IBS (non-IACS)	Chennai	30.09.11
141	9162447	Yang Hai	China	1999	BC	CCS	Kandla	12.09.11
142	8300391	Royal Diamond	Panama	1984	BC	DNV	Kandla	17.09.11
143	9084267	Al Jaber 18	UAE	1994	BC	GL	Kandla (Mundra)	24.09.11
144	9502582	Aqua Venture	Hong kong, China	2010	BC	BV	Kandla (Mundra)	30.09.11
145	9112911	Valiant Star	Liberia	2002	BC	RINA	Kochi	05.09.11
146	9159804	Rainbow Spring	Hong Kong, China	1998	BC	NKK	Kolkata	06.09.11
147	8213469	Nord Gain	Panama	1982	GC	RMRS	Kolkata	15.09.11
148	9565285	Hai Tien 18	Vietnam	2009	BC	VRS (non-IACS)	Kolkata	20.09.11
149	9225665	MSC Laura	Panama	2001	CNTR	GL	Mumbai	05.09.11
150	8617710	Banglar Doot	Bangladesh	1988	GC	BV	Mumbai	08.09.11
151	7722712	Toumeh	Panama	1978	BC	IMB (non-IACS)	Mumbai	29.09.11
152	9257060	Galveston	Malta	2002	BC	BV	Paradip	18.09.11
153	9310666	Malavika	Cyprus	2004	BC	NKK	Paradip	20.09.11
154	8403284	Rzk Hamburg	Kiribati	1984	GC	DBS (non-IACS)	Tuticorin	26.09.11
155	9395484	Quang Minh 126	Vietnam	2005	GC	VRS (non-IACS)	Visakha-patnam	14.09.11

1	2	3	4	5	6	7	8	9
Sr. no.	IMO no.	Ship's Name	Flag	Year of Build	Ship Type	Classification Society	Place of Detention	Date of Detention
156	9205562	Nordana Sophie	Thailand	1998	GC	NKK	Visakhapatnam (Kakinada)	05.10.11
157	7509732	Fujisan Maru	Bahamas	1976	OC	NKK	Kandla (Pipavav)	11.10.11
158	7916105	Ekram M	Togo	1980	BC	DBS (non-IACS)	Kandla (Pipavav)	12.10.11
159	9373204	Gati Pride	Panama	2009	CNTR	BV	Chennai	13.10.11
160	8316211	Bashundhara-1	Bangladesh	1985	BC	LR	Paradip	13.10.11
161	8510049	Theoforos I	Panama	1987	BC	RINA	Paradip	14.10.11
162	8312083	Hoang Son Sky	Mongolia	1984	BC	VRS (non-IACS)	Kandla	15.10.11
163	7721392	SS Veles	Tuvalu	1983	GC	ISC (non-IACS)	Kandla	16.10.11
164	8806503	B Asia	Malta	1990	BC	RINA	Haldia	17.10.11
165	8314770	Xin Xiang Hai	China	1984	GC	CCS	Kolkata	18.10.11
166	7915242	Hong Luck	St. Vincent & Grenadines	1980	GC	RINA	Visakhapatnam	18.10.11
167	8102749	Xin Yuan Chao	Panama	1983	BC	BV	Kandla	20.10.11
168	8913356	Assad Ullah	Bangladesh	1991	GC	DNV	Kandla	22.10.11
169	8712491	Xiang Guimen	Panama	1989	GC	GL	Haldia (Kolkata)	24.10.11
170	9175444	Le Tong	P.R. China	2000	GC	CCS	Kandla (Mundra)	24.10.11
171	8608200	MSC Levina	Panama	1989	CNTR	RINA	Chennai	30.11.11
172	9385221	Porto Maina	Liberia	2008	BC	RINA	Haldia	30.11.11
173	8315657	Bramco - 2	Panama	1984	BC	RINA	Jamnagar (Pipavav)	09.11.11
174	8921822	Tpc Wellington	Panama	1990	BC	KRS	Kandla	01.11.11
175	8608030	Meta	Panama	1987	BC	NKK	Kandla (Mundra)	15.11.11
176	7620574	Zhong Yang Men	St. Vincent	1977	OC	LR	Kandla	19.11.11
177	8304373	Thepsupharat	Thailand	1984	BC	Govt. Ship (Thailand)	Kandla	20.11.11
178	9399090	Mighty Sky	Panama	2010	BC	LR	Paradip	14.11.11
179	9129366	San Simeon	Liberia	1997	BC	LR	Tuticorin	21.11.11
180	7716397	Hiya Builder	Maldives	1980	GC	GL	Tuticorin	30.11.11
181	9015797	Yaanbyae	Myanmar	1991	GC	BV	Visakhapatnam	01.11.11
182	8320183	Atlantic	Hoong Kong (China)	1985	BC	LR	Visakhapatnam	03.11.11
183	8126769	Rising Spirit	St. Vincent and the Grenadines	1984	BC	BV	Visakhapatnam (Chennai)	29.11.11
184	9170107	Thanh Ba	Vietnam	1997	GC	VRS (non-IACS)	Chennai	05.12.11

1	2	3	4	5	6	7	8	9
Sr. no.	IMO no.	Ship's Name	Flag	Year of Build	Ship Type	Classification Society	Place of Detention	Date of Detention
185	9390525	Mutiara Perak	Malaysia	2007	CT	ABS	Chennai	07.12.11
186	9174426	Asian Glory	Panama	1977	OT	RINA	Haldia	29.12.11
187	8609735	Nafis 1	Tuvalu	1986	GC	NKK	Kandla (Porbunder)	02.12.11
188	8320169	Accurate	Hong kong, China	1986	BC	LRA	Kandla	10.12.11
189	8312174	Gina	St. Kitts and Nevis (UK)	1984	BC	RINA	Paradip (Kolkata)	19.12.11
190	7916222	Oriental Key	Panama	1980	BC	NKK	Paradip (Kolkata)	22.12.11
191	8400244	Crystal Gold	Bangladesh	1984	BC	LR	Visakhapatnam	10.12.11
192	9118238	Porto Vitilo	Marshall Islands	1996	BC	RINA	Visakhapatnam (Chennai)	12.12.11
193	9590022	Joyful Spitit	Hong kong, China	2008	GC	CCS	Visakhapatnam (Chennai)	12.12.11
194	8914087	Golden Lotus	Panama	1989	GC	KRS	Visakhapatnam	28.12.11

**Table: 14**



**DIRECTORATE GENERAL OF SHIPPING  
JHAZ BHAVAN  
WALCHAND HIRACHAND MARG  
MUMBAI- 400 001.**

**TEL : 91-22-22613651-54  
FAX : 91-22-22613655  
EMAIL : [dgship@dgshipping.com](mailto:dgship@dgshipping.com)  
WEBSITE : [www.dgshipping.com](http://www.dgshipping.com)**